





# AID Clinic Calculator

I will only use this calculator in Adobe Acrobat (not in a web browser e.g. Google Chrome or Internet Explorers), after watching these videos ([670G/780G](#), [T-Slim](#), [CamAPS](#), [OP5](#)).

1. Total daily insulin dose from last 14 days?
2. Percentage of TDD to update basal rates?
3. APS system
4. Weight in kg
5. Sensitivity to insulin (u/kg)
6. Name

Settings that will change how the AID algorithm works

Settings that need updating every clinic for manual mode and AID functionality

Time in range 4.0 - 10.0mmol/L	HbA1c mmol/mol (%)	Diabetes effect on energy and mood	Diabetes Effect on Future health
More than 70%	Less than 48 (6.5%)		
60-70%	48 - 64 (6.5-8.0%)		
Less than 60%	More than 64 (8.0%)	