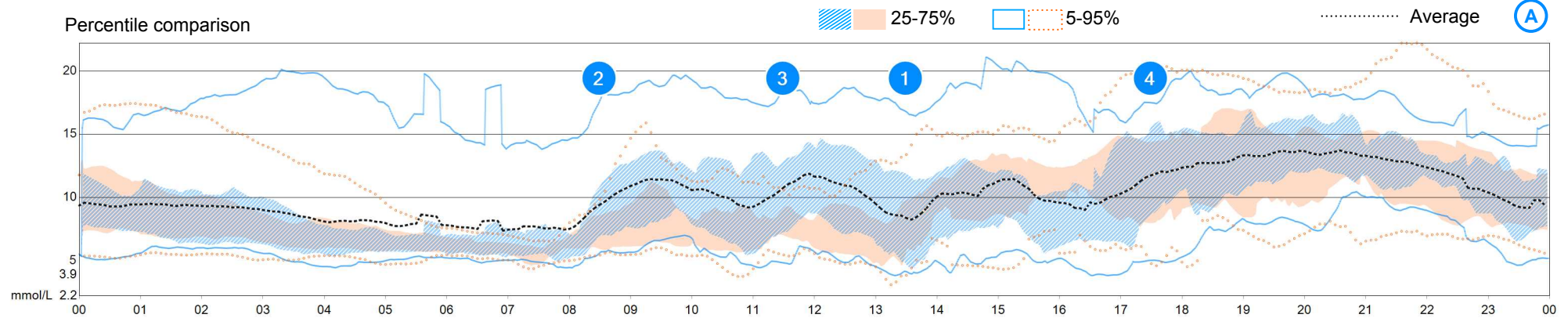


Percentile comparison



Carb Ratio (g/U)	00-07	08-10	11-14	15-17	18-00
(A)	10.0	10.0	20.0	15.0	20.0
(B)	10.0	10.0	20.0	15.0	20.0

Hypoglycemic patterns (1)

Episodes (per day): 0.3

Hyperglycemic patterns (9)**

Episodes (per day): 2.5

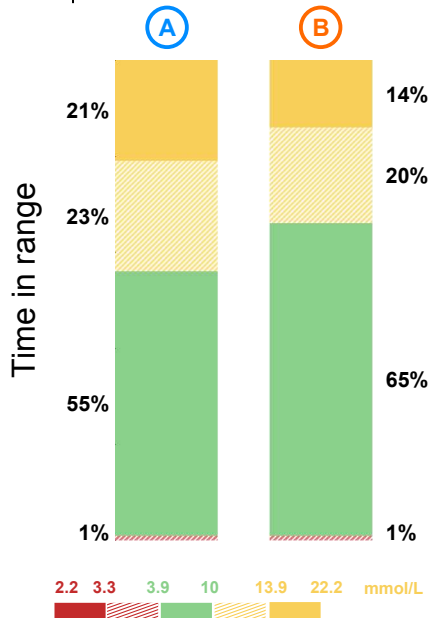
(A)

1 13:00 - 13:59
(2 occurrences)

2 08:00 - 08:59
(6 occurrences)

3 11:00 - 11:59
(5 occurrences)

4 17:00 - 17:59
(4 occurrences)



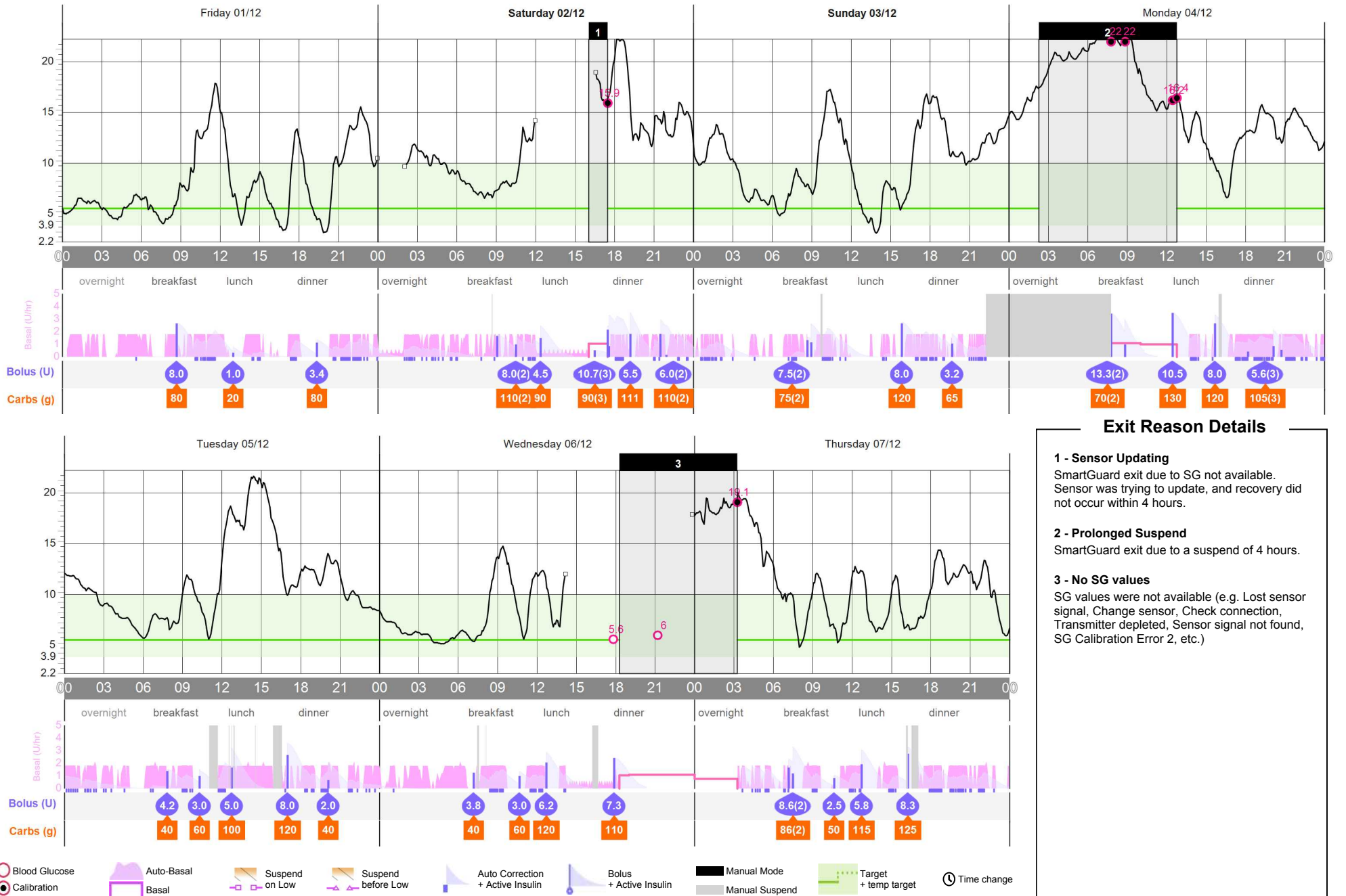
SmartGuard Exits

	(A)	(B)
No Calibration	0	0
SmartGuard max delivery	0	0
SmartGuard min delivery	0	0
BG required for SmartGuard	0	0
Sensor Algorithm Underread	0	0
Sensor Updating	1	1
No SG values	2	1
Sensor Expired	0	0
SmartGuard disabled by user	0	0
Prolonged Suspend	1	0
SmartGuard Warm Up	0	0
Unidentified	0	0

Statistics

	(A)	(B)
SmartGuard (per week)	93% (6d 12h)	97% (6d 20h)
Manual Mode (per week)	7% (12h)	3% (04h)
Sensor Wear (per week)	93% (6d 13h)	93% (6d 12h)
Average SG ± SD	10.2 ± 4.6 mmol/L	9.4 ± 4 mmol/L
GMI***	7.7% (60.7 mmol/mol)	7.4% (56.8 mmol/mol)
Coefficient of Variation (%)	44.8%	42.8%
Low / High SG Alerts (per day)	0.7 / 1.8	0.9 / 1.3
Average BG	13.9 ± 6.4 mmol/L	14.1 ± 5.9 mmol/L
BG / Calibration (per day)	0.8 / 0.6	0.4 / 0.1
Total daily dose (per day)	66.6 units	61.9 units
Bolus amount (per day)	43.0U (65%)	39.8U (64%)
Auto Correction amount (per day)	19.1U (44%)	15.5U (39%)
Auto Basal / Basal amount (per day)	23.6U (35%)	22.1U (36%)
Set Change	--	--
Reservoir Change	Every 1.2 days	Every 2.8 days
Meal (per day)	4.9	4.5
Carbs entered (per day)	346 ± 105 g	376 ± 63 g
Active Insulin time	2:30 hrs	2:30 hrs

** Only highest priority shown.
*** Glucose Management Indicator



Exit Reason Details

- 1 - Sensor Updating**
 SmartGuard exit due to SG not available. Sensor was trying to update, and recovery did not occur within 4 hours.
- 2 - Prolonged Suspend**
 SmartGuard exit due to a suspend of 4 hours.
- 3 - No SG values**
 SG values were not available (e.g. Lost sensor signal, Change sensor, Check connection, Transmitter depleted, Sensor signal not found, SG Calibration Error 2, etc.)


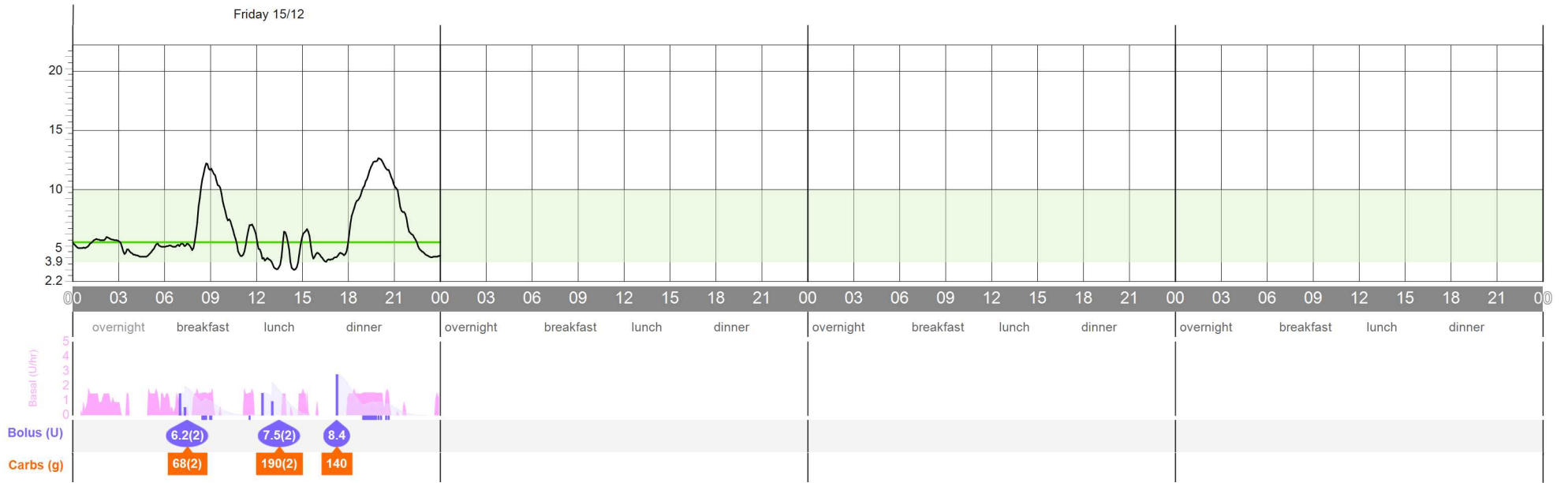


Exit Reason Details

1 - No SG values

SG values were not available (e.g. Lost sensor signal, Change sensor, Check connection, Transmitter depleted, Sensor signal not found, SG Calibration Error 2, etc.)

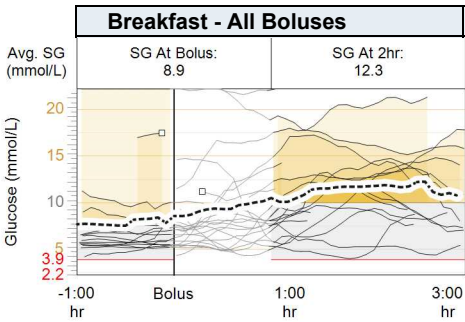
- Blood Glucose
- Auto-Basal Basal
- Suspend on Low
- Suspend before Low
- Auto Correction + Active Insulin
- Bolus + Active Insulin
- 1 Manual Mode
- Manual Suspend
- Target + temp target
- ⌚ Time change
- Calibration



Exit Reason Details

- Blood Glucose
- Calibration
- Auto-Basal Basal
- Suspend on Low
- Suspend before Low
- Auto Correction + Active Insulin
- Bolus + Active Insulin
- Manual Mode
- Manual Suspend
- Target + temp target
- Time change

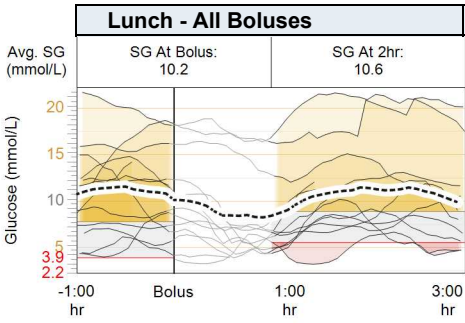
All Meal Boluses



Stats	
Time	06:00 - 10:00
Bolus Count	25
Carb Ratio (g/U)	10.0, 10.0
Avg. Carbs (g)	49 ± 17
Avg. Bolus (U)	4.9 ± 1.7

Breakfast - Analyzed Meals	

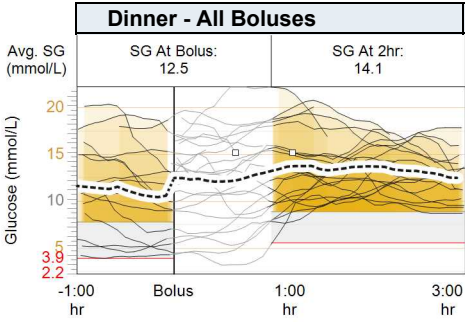
Observations



Stats	
Time	11:00 - 15:00
Bolus Count	14
Carb Ratio (g/U)	20.0
Avg. Carbs (g)	98 ± 29
Avg. Bolus (U)	4.9 ± 1.4

Lunch - Analyzed Meals	

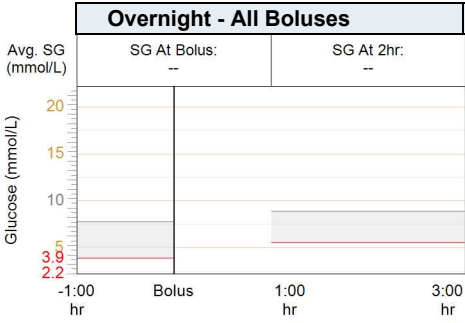
Observations



Stats	
Time	16:00 - 22:00
Bolus Count	27
Carb Ratio (g/U)	15.0, 20.0
Avg. Carbs (g)	75 ± 40
Avg. Bolus (U)	4.6 ± 2.8

Dinner - Analyzed Meals	

Observations



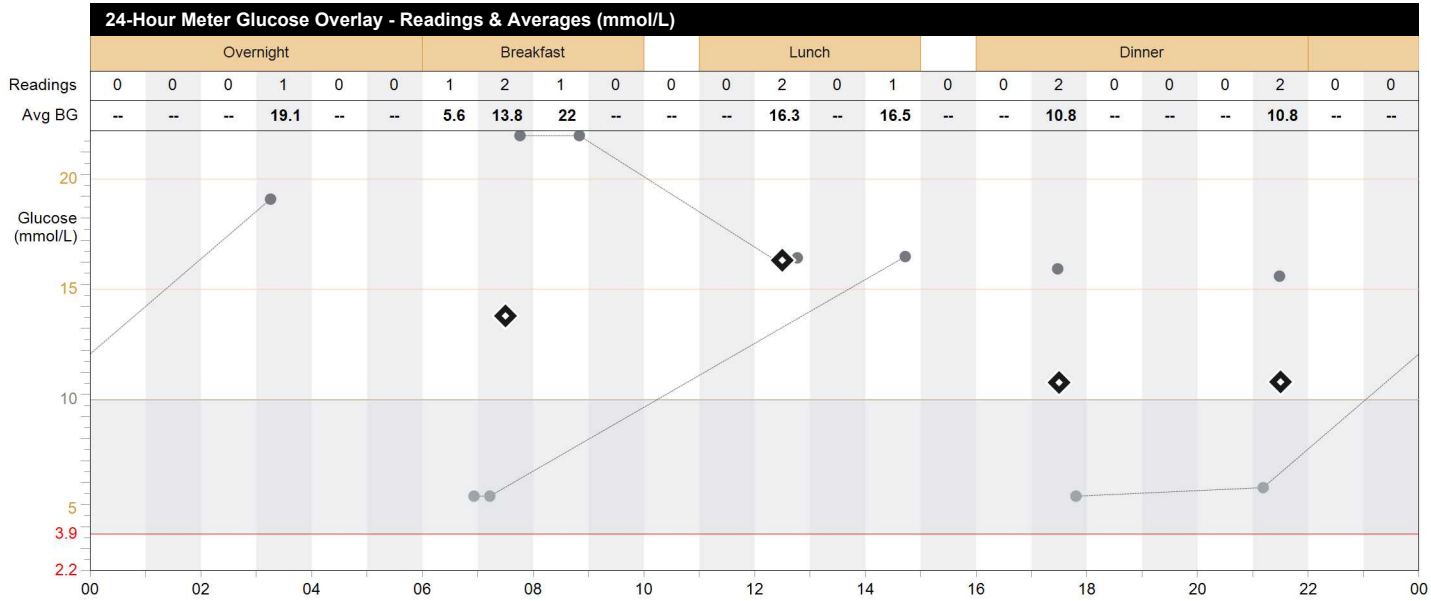
Stats	
Time	22:00 - 06:00
Bolus Count	0
Carb Ratio (g/U)	20.0, 10.0
Avg. Carbs (g)	--
Avg. Bolus (U)	--

Overnight - Analyzed Meals	

Observations

	Glucose Measurements		Bolus Events					Fill Events					Suspend Duration (h:mm)	
	BG Readings	Sensor Duration (h:mm)	Manual Boluses	Bolus Wizard Events	With Food	With Correction	Overridden	Rewind	Cannula Fills	Cannula Amount (U)	Tubing Fills	Tubing Amount (U)		
Friday 01/12/2023		24:00		3	3	1								
Saturday 02/12/2023	1	17:30		9	9	2		1	1	0.6			0:03	
Sunday 03/12/2023		24:00		4	4								1:55	
Monday 04/12/2023	4	24:00		7	7	3							8:00	
Tuesday 05/12/2023		24:00		5	5	1		6	1	0.6			1:32	
Wednesday 06/12/2023	2	14:25		4	4	2		2					0:37	
Thursday 07/12/2023	1	24:00		5	5	1							0:40	
Friday 08/12/2023		24:00		4	4	1							0:16	
Saturday 09/12/2023	1	24:00		2	2			1	1	0.6			0:06	
Sunday 10/12/2023		24:00		4	4	2							0:07	
Monday 11/12/2023		24:00		5	5	3							0:35	
Tuesday 12/12/2023		24:00		4	4	2		1					1:01	
Wednesday 13/12/2023		22:40		6	6	1							1:02	
Thursday 14/12/2023	3	16:55		7	7	1		1	1	0.6			1:49	
Summary	0.9/day	12d 23h 30m	0.0/day	4.9/day	100.0%	29.0%	0%	12	4	0.6U /fill	0	--	17h 43m	

	Glucose Measurements		Bolus Events					Fill Events					Suspend Duration (h:mm)
	BG Readings	Sensor Duration (h:mm)	Manual Boluses	Bolus Wizard Events	With Food	With Correction	Overridden	Rewind	Cannula Fills	Cannula Amount (U)	Tubing Fills	Tubing Amount (U)	
Friday 15/12/2023		24:00		5	5	5							
Summary	0.0/day	1d 00h 00m	0.0/day	5.0/day	100.0%	100.0%	0%	0	0	--	0	--	0m



Statistics	01/12 - 15/12	
Avg BG (mmol/L)	13.9 ± 6.4	
BG Readings	12	0.8/day
Readings Above Target	8	67%
Readings Below Target	--	0%
Avg Daily Carbs (g)	346 ± 105	
Carbs/Bolus Insulin (g/U)	8.1	
Avg Total Daily Insulin (U)	66.6 ± 10.8	
Avg Daily Basal (U)	23.6	35%
Avg Daily Bolus (U)	43.0	65%

Meter Glucose Overlay Bedtime to Wake-Up and Meal Periods – Readings & Averages (mmol/L)

Bedtime to Wake-up

Bedtime: 20:00 - 00:00
Wake-up: 05:00 - 09:00

Breakfast: 06:00 - 10:00
Meals Analyzed: 3

Avg Carbs: 47g
Avg Insulin: 6.7U
Avg Carbs/Insulin: 7.0g/U

Lunch: 11:00 - 15:00
Meals Analyzed: 2

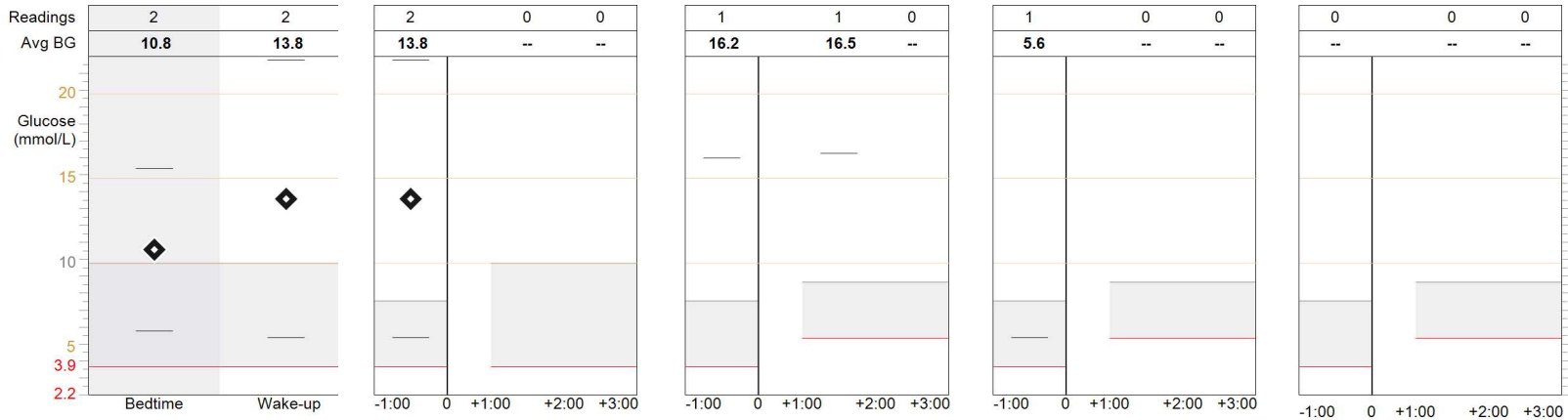
Avg Carbs: 123g
Avg Insulin: 8.1U
Avg Carbs/Insulin: 15.1g/U

Dinner: 16:00 - 22:00
Meals Analyzed: 2

Avg Carbs: 68g
Avg Insulin: 4.5U
Avg Carbs/Insulin: 15.2g/U

Overnight: 22:00 - 06:00
Meals Analyzed: 0

Avg Carbs: --
Avg Insulin: --
Avg Carbs/Insulin: --



	Overnight					Breakfast				Lunch					Dinner					Overnight		Daily Totals						
	00	01	02	03	04	05	06	07	08	09	10	11	12	13	14	15	16	17	18	19	20	21	22	23				
Friday 01/12/2023									80				20								80					Average (0): -- Carbs: 180g Insulin: 59.4U Bolus: 59%		
Saturday 02/12/2023									8.00		3.45	5.10	1.00		1.00	0.150			4.10		80					Average (1): 15.9mmol/L Carbs: 511g Insulin: 80.6U Bolus: 70%		
⏪			3.08	1.01	1.47	0.461	0.154	0.154	0.154	5.00	3.00	3.48	4.50				25	65	15.9	111		110						
Sunday 03/12/2023																										Average (0): -- Carbs: 260g Insulin: 68.5U Bolus: 68%		
⏪	1.55	2.95	1.25		0.250				1.30	7.50	1.85	3.20	1.80			0.750	8.00	0.700	4.80	2.90	65		1.05	2.10	0.550			
Monday 04/12/2023									22	22			16.4													Average (4): 19.1mmol/L Carbs: 425g Insulin: 76.9U Bolus: 77%		
⏪									40	30			130				120			20		85						
Tuesday 05/12/2023									10.3	3.00			10.5	1.95	1.70	9.05				3.24	3.94	3.14	4.45	3.34	1.70	2.65	Average (0): -- Carbs: 360g Insulin: 75.4U Bolus: 62%	
⏪	1.69	1.29	0.544	0.496	0.148		0.696	4.20	0.448	1.89	3.00	3.69	7.34				120			10.8		2.39	3.09	2.45	1.29	0.596	0.496	
Wednesday 06/12/2023									40				60														Average (2): 5.8mmol/L Carbs: 330g Insulin: 53.1U Bolus: 56%	
⏪			0.149						3.80	3.69	1.49	3.00	1.99	7.19		1.20				5.6					6			
Thursday 07/12/2023					19.1				86			50	115														Average (1): 19.1mmol/L Carbs: 376g Insulin: 82.0U Bolus: 72%	
⏪				5.15	3.09	2.09	1.20	8.95	0.449	1.89	2.50	2.35	7.49			1.55	1.75	8.30	0.697	4.09	1.44	2.79	2.69	0.597				
Friday 08/12/2023									40			55	100														Average (0): -- Carbs: 335g Insulin: 66.7U Bolus: 60%	
⏪	0.739		0.839			0.246			4.45		1.04	2.70	4.66	5.00	0.892	0.346					140							
Saturday 09/12/2023																											Average (1): 15.6mmol/L Carbs: 170g Insulin: 64.9U Bolus: 51%	
⏪	0.453	0.402		0.302	0.151					4.00		4.01	2.61	1.35	5.16	0.751					130							
Sunday 10/12/2023													60														Average (0): -- Carbs: 215g Insulin: 56.8U Bolus: 53%	
⏪										4.14		0.734	3.40	1.69	2.97			85					30					
Monday 11/12/2023									90		70		110														Average (0): -- Carbs: 350g Insulin: 58.9U Bolus: 57%	
⏪									8.30	1.09	7.65		5.50		0.247	0.695			80		5.30	2.39	2.34					
Tuesday 12/12/2023									40	80			110														Average (0): -- Carbs: 340g Insulin: 70.6U Bolus: 70%	
⏪			1.46						3.90	7.40	2.31	1.65		5.66		2.37	0.526			110		7.30	4.47	3.55	0.363	1.99	0.163	
Wednesday 13/12/2023									40	50	70		110														Average (0): -- Carbs: 435g Insulin: 66.8U Bolus: 66%	
⏪	0.784	0.413							4.00	5.00	7.00		0.713	6.04		2.04	0.121			105				60				
Thursday 14/12/2023								5.6	5.6			50	115			16.5											Average (3): 9.2mmol/L Carbs: 506g Insulin: 74.5U Bolus: 71%	
⏪									6.80	8.10	5.43	2.50		5.70				50	90			50						

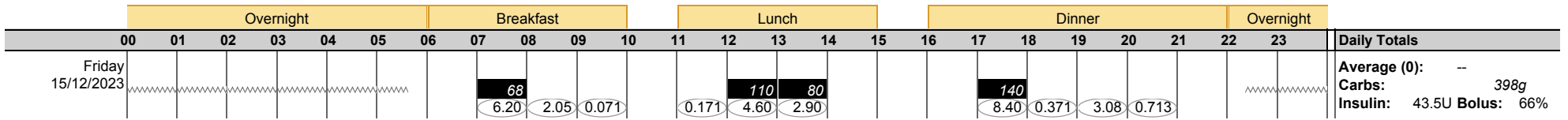
■ > 10.0mmol/L
■ < 3.9mmol/L

00 Multiple readings (most extreme shown)
○ Manual bolus or bolus with correction

⏸ Suspend
⏸ Suspend by Sensor

● Partial day
⏪ Pump rewind

⌚ Time change
⏏ Skipped meal



■ > 10.0mmol/L
■ < 3.9mmol/L

00° Multiple readings (most extreme shown)
○ Manual bolus or bolus with correction

⏸ Suspend
⏸ Suspend by Sensor

● Partial day
⏮ Pump rewind

🕒 Time change
~~~~~ Skipped meal



