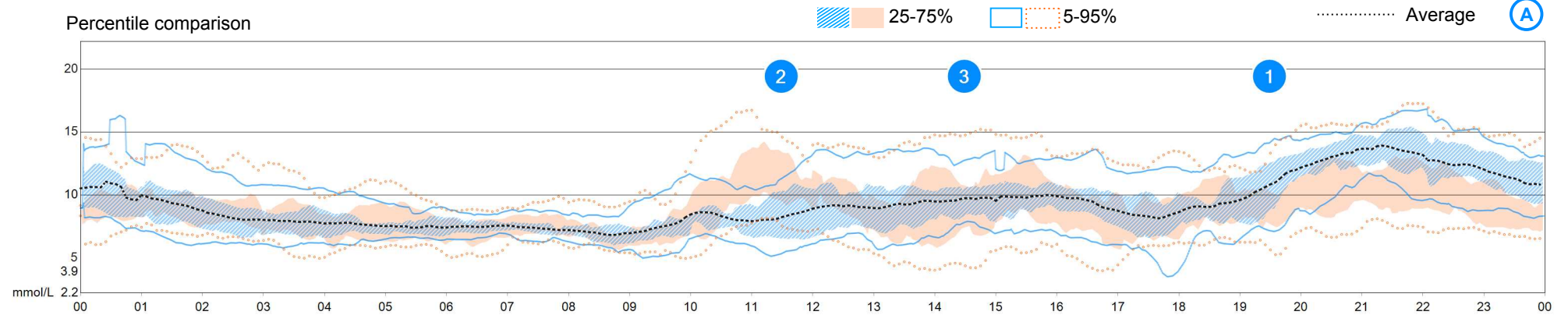


Percentile comparison



Carb Ratio (g/U)	(A) 13.0	(B) 17.0	(A) 14.0	(B) 20.0	(A) 10.0	(B) 12.0	(A) 10.0	(B) 12.0
------------------	----------	----------	----------	----------	----------	----------	----------	----------

Hypoglycemic patterns (0)

Episodes (per day): 0.1

Hyperglycemic patterns (8)**

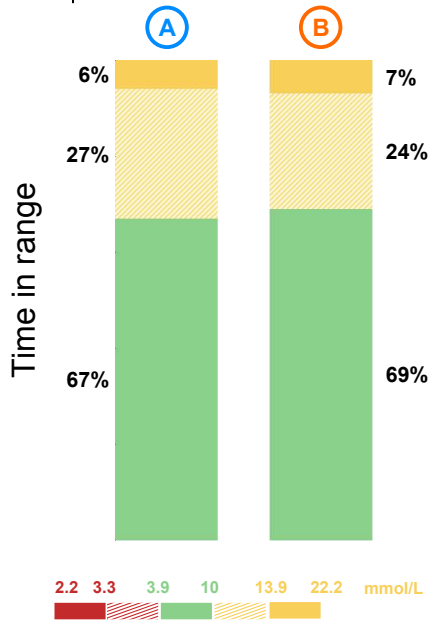
Episodes (per day): 2.4

None

1 19:00 - 19:59 (6 occurrences)

2 11:00 - 11:59 (5 occurrences)

3 14:00 - 14:59 (4 occurrences)



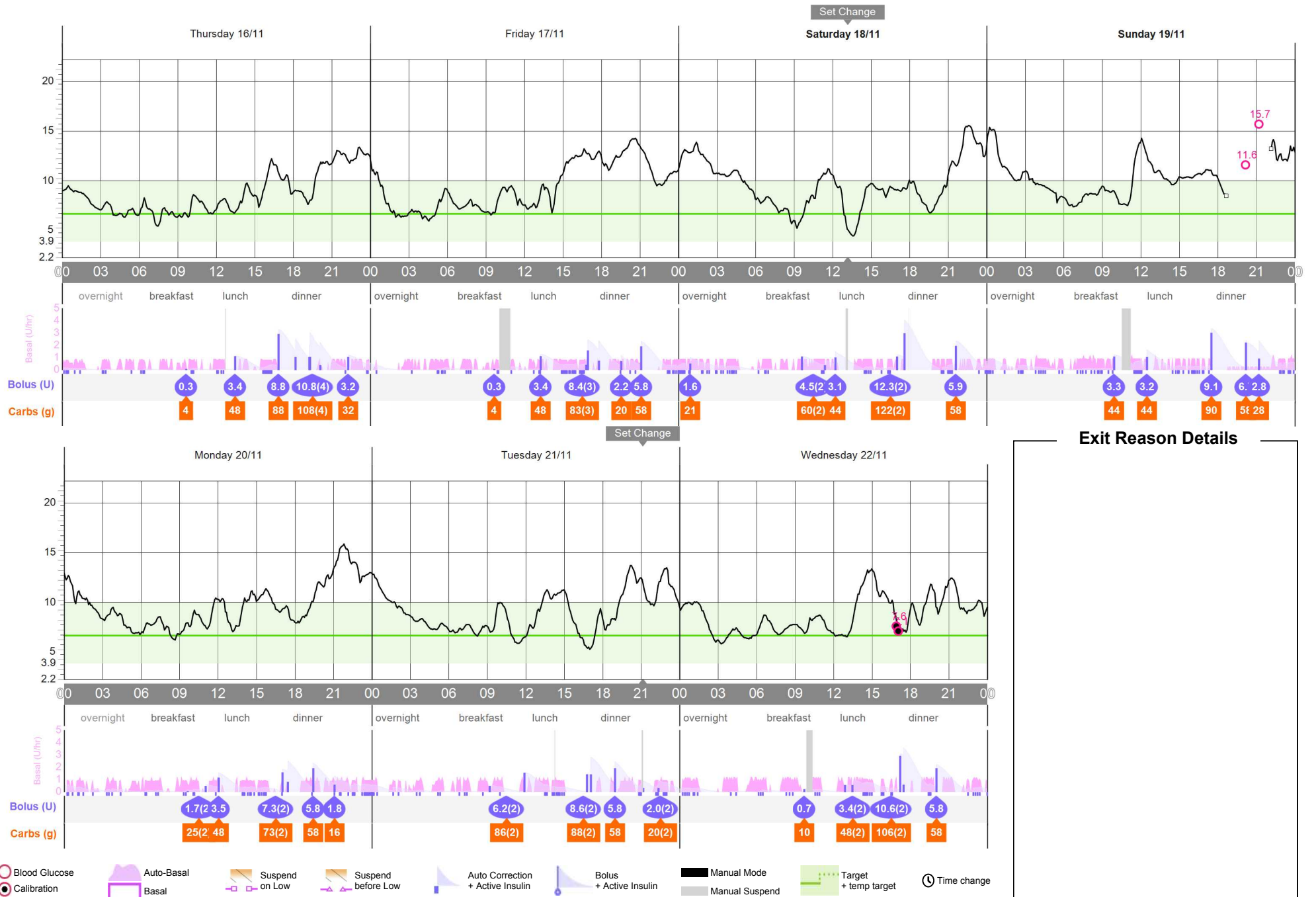
SmartGuard Exits

	(A)	(B)
No Calibration	0	0
SmartGuard max delivery	0	0
SmartGuard min delivery	0	0
BG required for SmartGuard	0	0
Sensor Algorithm Underread	0	0
Sensor Updating	0	2 ●●
No SG values	0	0
Sensor Expired	0	0
SmartGuard disabled by user	0	0
Prolonged Suspend	0	0
SmartGuard Warm Up	0	0
Unidentified	0	0

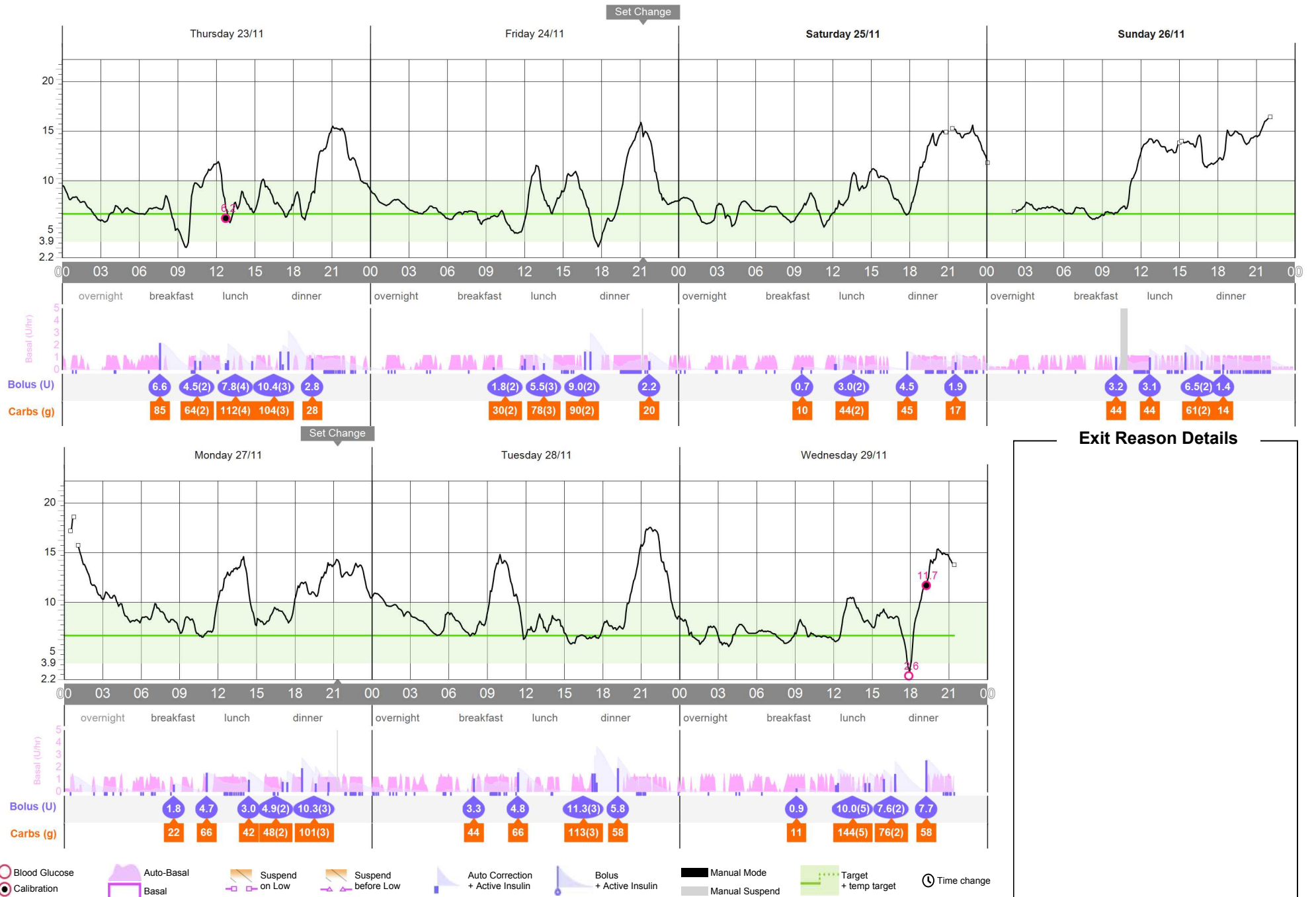
Statistics

	(A)	(B)
SmartGuard (per week)	99% (6d 23h)	96% (6d 17h)
Manual Mode (per week)	0% (00h)	4% (07h)
Sensor Wear (per week)	97% (6d 18h)	92% (6d 10h)
Average SG ± SD	9.2 ± 2.6 mmol/L	9.1 ± 2.8 mmol/L
GMI***	7.3% (56.1 mmol/mol)	7.2% (55.6 mmol/mol)
Coefficient of Variation (%)	28.1%	30.5%
Low / High SG Alerts (per day)	0.2 / 2.1	0.5 / 2.1
Average BG	8.9 ± 4.3 mmol/L	9.8 ± 2.8 mmol/L
BG / Calibration (per day)	0.5 / 0.3	0.5 / 0.1
Total daily dose (per day)	44.2 units	37.4 units
Bolus amount (per day)	30.7U (69%)	22.6U (60%)
Auto Correction amount (per day)	8.7U (28%)	7.6U (34%)
Auto Basal / Basal amount (per day)	13.5U (31%)	14.8U (40%)
Set Change	Every 3.3 days	Every 5.0 days
Reservoir Change	Every 3.3 days	Every 3.7 days
Meal (per day)	7.1	3.9
Carbs entered (per day)	250 ± 67 g	218 ± 27 g
Active Insulin time	2:45 hrs	3:00 hrs

** Only highest priority shown.
*** Glucose Management Indicator

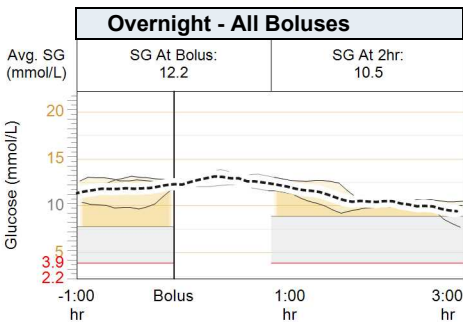
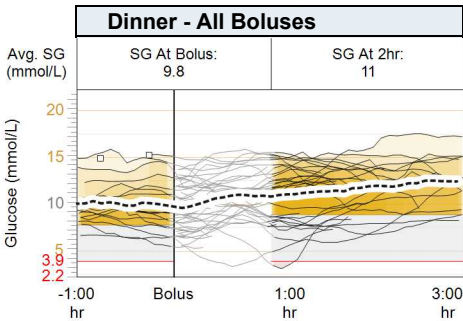
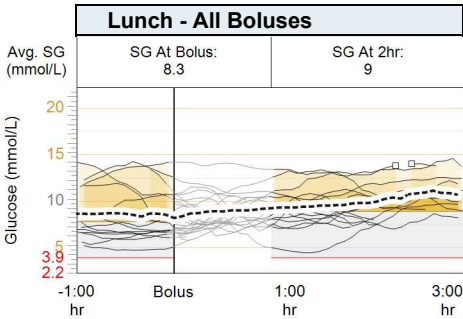
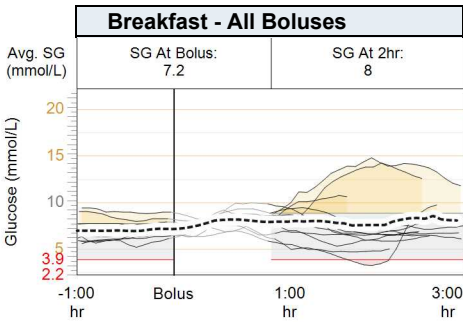


○ Blood Glucose ■ Auto-Basal ■ Suspend on Low ■ Suspend before Low ■ Auto Correction + Active Insulin ■ Bolus + Active Insulin ■ Manual Mode ■ Manual Suspend ■ Target + temp target ⌚ Time change



**Programmed Amount

All Meal Boluses



Stats	
Time	06:00 - 10:00
Bolus Count	13
Carb Ratio (g/U)	13.0
Avg. Carbs (g)	24 ± 24
Avg. Bolus (U)	1.8 ± 1.8

Stats	
Time	11:00 - 15:00
Bolus Count	29
Carb Ratio (g/U)	14.0
Avg. Carbs (g)	34 ± 15
Avg. Bolus (U)	2.4 ± 1.1

Stats	
Time	16:00 - 22:00
Bolus Count	49
Carb Ratio (g/U)	10.0, 10.0
Avg. Carbs (g)	40 ± 21
Avg. Bolus (U)	4.0 ± 2.1

Stats	
Time	22:00 - 06:00
Bolus Count	3
Carb Ratio (g/U)	10.0, 13.0
Avg. Carbs (g)	21 ± 11
Avg. Bolus (U)	1.9 ± 1.1

Breakfast - Analyzed Meals

Lunch - Analyzed Meals

Dinner - Analyzed Meals

Overnight - Analyzed Meals

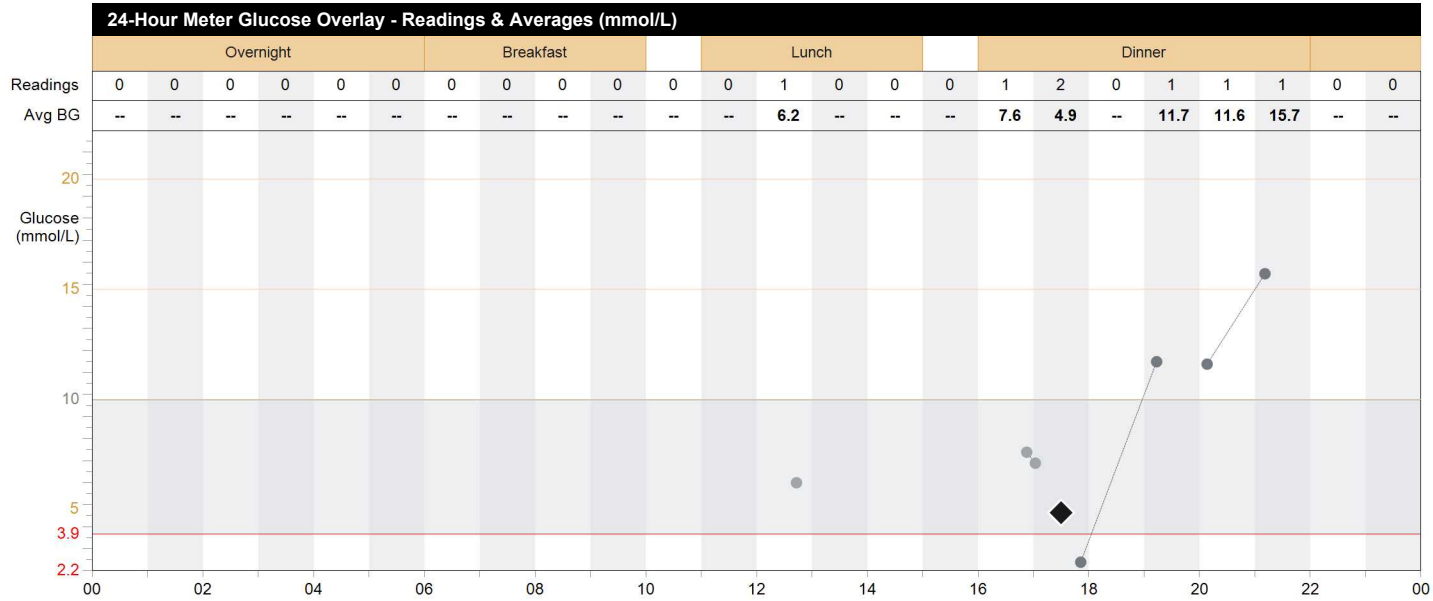
Observations

Observations

Observations

Observations

	Glucose Measurements		Bolus Events					Fill Events					Suspend Duration (h:mm)
	BG Readings	Sensor Duration (h:mm)	Manual Boluses	Bolus Wizard Events	With Food	With Correction	Overridden	Rewind	Cannula Fills	Cannula Amount (U)	Tubing Fills	Tubing Amount (U)	
Thursday 16/11/2023		24:00		8	8								0:04
Friday 17/11/2023		24:00		7	7	2							0:52
Saturday 18/11/2023		24:00		7	7	3		1	1	0.6	1	8.8	0:12
Sunday 19/11/2023	2	20:35		5	5	3							0:43
Monday 20/11/2023		24:00		7	7	2							
Tuesday 21/11/2023		24:00		7	7	2		1	1	0.6	1	8.3	0:09
Wednesday 22/11/2023	2	24:00		6	6								0:30
Thursday 23/11/2023	1	24:00		11	11	2							
Friday 24/11/2023		24:00		8	8	2		1	1	0.6	1	9.8	0:07
Saturday 25/11/2023		23:35		5	5	1							
Sunday 26/11/2023		20:00		5	5	2							0:34
Monday 27/11/2023		23:20		8	8	3		1	1	0.6	1	8.3	0:04
Tuesday 28/11/2023		24:00		6	6	1							
Wednesday 29/11/2023	2	21:25		9	9	2							
Summary	0.5/day	13d 12h 55m	0.0/day	7.1/day	100.0%	25.3%	0%	4	4	0.6U /fill	4	8.8U /fill	3h 15m



Statistics	16/11 - 29/11	
Avg BG (mmol/L)	8.9 ± 4.3	
BG Readings	7	0.5/day
Readings Above Target	3	43%
Readings Below Target	1	14%
Avg Daily Carbs (g)	250 ± 67	
Carbs/Bolus Insulin (g/U)	8.2	
Avg Total Daily Insulin (U)	44.2 ± 5.7	
Avg Daily Basal (U)	13.5	31%
Avg Daily Bolus (U)	30.7	69%

Meter Glucose Overlay Bedtime to Wake-Up and Meal Periods – Readings & Averages (mmol/L)

Bedtime to Wake-up

Bedtime: 20:00 - 00:00
Wake-up: 05:00 - 09:00

Breakfast: 06:00 - 10:00
Meals Analyzed: 0

Avg Carbs: --
Avg Insulin: --
Avg Carbs/Insulin: --

Lunch: 11:00 - 15:00
Meals Analyzed: 1

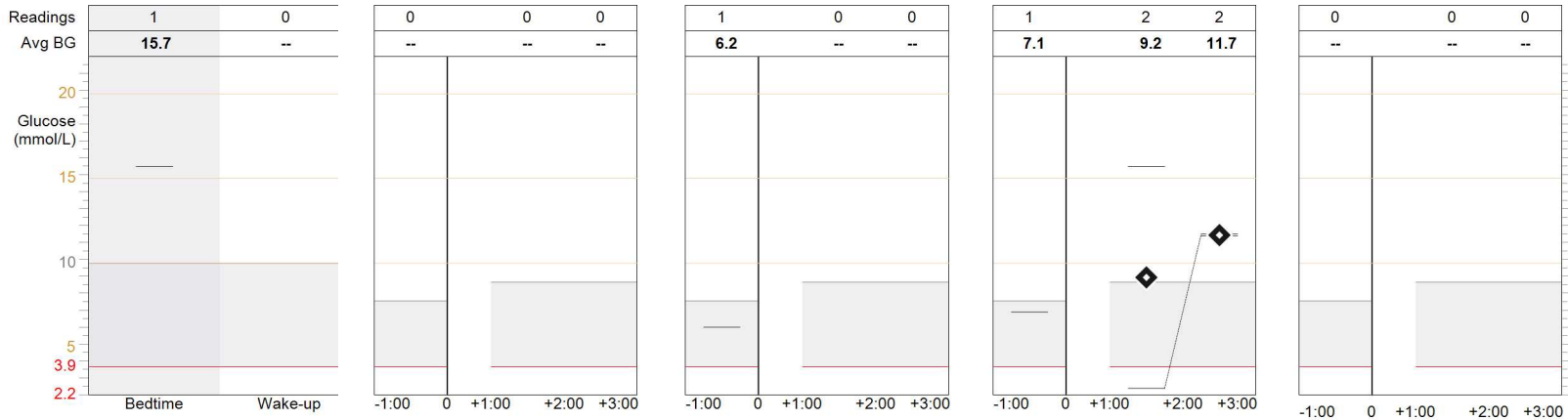
Avg Carbs: 24g
Avg Insulin: 1.7U
Avg Carbs/Insulin: 14.1g/U

Dinner: 16:00 - 22:00
Meals Analyzed: 4

Avg Carbs: 70g
Avg Insulin: 7.3U
Avg Carbs/Insulin: 9.7g/U

Overnight: 22:00 - 06:00
Meals Analyzed: 0

Avg Carbs: --
Avg Insulin: --
Avg Carbs/Insulin: --



	Overnight					Breakfast					Lunch					Dinner					Overnight		Daily Totals			
	00	01	02	03	04	05	06	07	08	09	10	11	12	13	14	15	16	17	18	19	20	21		22	23	
Thursday 16/11/2023										4				48											Average (0): -- Carbs: 280g Insulin: 40.2U Bolus: 76%	
Friday 17/11/2023										4				48											Average (0): -- Carbs: 213g Insulin: 37.2U Bolus: 72%	
Saturday 18/11/2023										44				44											Average (0): -- Carbs: 305g Insulin: 47.5U Bolus: 76%	
⏪	2.71	0.252	0.803	0.703	0.303	0.403				3.30				1.58	3.10											
Sunday 19/11/2023										44				44											Average (2): 13.7mmol/L Carbs: 264g Insulin: 48.3U Bolus: 75%	
Monday 20/11/2023										3				22	48										Average (0): -- Carbs: 220g Insulin: 43.3U Bolus: 68%	
Tuesday 21/11/2023										20				66											Average (0): -- Carbs: 252g Insulin: 40.4U Bolus: 72%	
⏪	0.454	0.818	0.118	0.336		0.236	0.118	0.136	0.118	1.62				4.70												
Wednesday 22/11/2023										10				24	24										Average (2): 7.4mmol/L Carbs: 222g Insulin: 41.2U Bolus: 67%	
Thursday 23/11/2023										85				64	80										Average (1): 6.2mmol/L Carbs: 393g Insulin: 51.3U Bolus: 74%	
Friday 24/11/2023										10				20	54	24									Average (0): -- Carbs: 218g Insulin: 39.9U Bolus: 63%	
⏪		0.400			0.200	0.100				0.700				1.10	3.80	1.70	0.100	1.10	4.50	4.50	2.10	1.70	3.10	0.100		
Saturday 25/11/2023										10				44											Average (0): -- Carbs: 116g Insulin: 37.2U Bolus: 56%	
Sunday 26/11/2023										44				44											Average (0): -- Carbs: 163g Insulin: 42.5U Bolus: 62%	
Monday 27/11/2023										22				66	42										Average (0): -- Carbs: 279g Insulin: 54.6U Bolus: 71%	
⏪	4.10		0.997	0.988	0.197	0.397	0.391	0.297	1.90					4.70	1.08	2.08	3.00		0.491	4.90	5.80	2.10	2.90	0.694	1.58	0.194
Tuesday 28/11/2023										44				66											Average (0): -- Carbs: 281g Insulin: 50.9U Bolus: 69%	
Wednesday 29/11/2023										11				80	64	32	44								Average (2): 7.2mmol/L Carbs: 289g Insulin: -- Bolus: --	
🕒			0.292	0.283		0.092				0.900				5.60	4.40	3.20	4.40					7.70	1.17	0.783		

■ > 10.0mmol/L
■ < 3.9mmol/L

00 Multiple readings (most extreme shown)
○ Manual bolus or bolus with correction

⏸ Suspend
⏸ Suspend by Sensor

🕒 Partial day
⏪ Pump rewind

🕒 Time change
⏸ Skipped meal

